





SUPER POLARIZED.

With the world's first **variable polarization system** in a hybrid dermatoscope, DermLite® DL5 lets you uncover a whole new layer in handheld dermoscopy. Not only can you toggle between polarized and non-polarized modes, now you're able to visualize extremely superficial structures under parallel polarization and, as you scroll through the entire polarization range, optically explore a lesion's visual depths.

And on that note, you'll love DL5's optics, which are stunning up-close and outstanding at a distance: Its **32mm lens system** with **true 10x magnification** reveals the supertiniest of details — better than ever before.

CROSS-POLARIZED



NON-POLARIZED



PARALLEL-POLARIZED








SUPER CLINICAL.

DermLite DL5 supports your clinical workflow unlike any other dermatoscope. It's the world's first hybrid dermatoscope with **365 nm UV**, allowing you to high-light fluorescent structures — at full 10x magnification.

And, when screening your patients at a distance, DL5's **high-powered torch LED** provides phenomenal illumination to larger areas or hard-to-reach spots.

Need to measure a lesion? DL5 comes with an on-board, magnetically attached 100 mm ruler. Simply slide it off and its circular markings make it easier than ever to assess a lesion or choose the proper biopsy punch.





365 NM





ALL IN.

DL5 comes with everything you need for visual and digital dermoscopy — right out of the box.

ICECAP®
(5 PCS)

CHARGING
BASE

permLite
USB TO USC-C
CABLE, 2 M

MAGNETIC
EYEPIECE

LEATHER POUCH
WITH BELT CLIP

GLASS CONTACT PLATE
WITH 10MM RETICLE

PROTECTIVE HOLSTER
WITH BELT CLIP



MCC™
SMARTPHONE/TABLET
ADAPTER

IPHONE NOT INCLUDED



SUPER CHARGED.

DL5 lets you work substantially longer on a single charge, thanks to a battery that's more than **twice the capacity of DL4**. Between uses, keep it charged up on the included desktop charging base — which doubles as home base for your IceCap® supply. Or, use the supplied USB-C cable while on the go; regardless, DL5's 4-level charge indicator keeps you up to date.





POLARIZATION	Variable polarization (incl. polarized/non-polarized toggle)
OPTICS	ø32 mm, 10x
ILLUMINATION	16x white, 4x UV (365 nm), 4x PigmentBoost, 1 torch LED (each mode is brightness-adjustable)
POWER	3000mAh 3.7V lithium-ion, 4-level charge indicator, charging base included
SMARTPHONE USE	Via included MCC™ smartphone adapter
CONTACT PLATE	Removable via bayonet (incl. 10 mm reticle)
INFECTION CONTROL	IceCap® disposable covers (5 included)
INCLUDED ACCESSORIES	Magnetic eyepiece, MCC smartphone adapter, 100 mm steel ruler, leather belt pouch, protective holster, 5 IceCap disposable faceplate covers, 2 m USB charging cable, microfiber cleaning cloth
SIZE & MASS	182x58x36 mm, 285 g





 DL4

THE REFINED VISION IN POCKET-SIZED

Designed from the ground up to be more refined in every detail, DL4 integrates a 30 mm 10x lens system into an all-aluminum design that is as easy to disinfect as it comfortably molds to your hand. The ultra-compact DermLite DL4 puts phenomenal versatility, precision optics, and DermLite's signature color spectrum that has been optimized to highlight the lesion structures most critical for early detection – right at your fingertips.

DL4's patented polarization system provides a vision of unsurpassed clarity – deep into the lesion. Its retractable glass faceplate design allows you to go between non-contact & contact modalities smoother



Small Area Contact Plate
Sold separately

than ever and lets you precisely focus your image while in skin contact. DL4's glass contact plate — with 10 mm reticle — snaps on and your smartphones or tablet attaches magnetically, allowing for quick clinical and dermoscopic photos. DL4's IceCap® disposable caps attach over the glass faceplate and are designed to help you reduce cross-contamination. In order to know when you run out of battery,

DERMOSCOPY.

DL4 has a four-level charge indicator. If you need to recharge, you can do so from any USB port using the standard Micro USB to USB cable included with each DL4.

Versatile DL4 vs. Ultra-Bright DL4W

While model no. DL4W produces more light from its exclusively white LEDs, the top-of-the-line model no. DL4 provides enhanced imaging of deeper pigmentation with two levels of color spectrum control (PigmentBoost Plus).

- + large 30 mm 10x lens system
- + compact all-aluminum design
- + polarized & non-polarized
- + IceCap® infection control system
- + PigmentBoost® Plus (not in DL4W)
- + contact & non-contact dermoscopy
- + magnetically attach smartphones & tablets (requires adapter)
- + 4 charge indicator levels
- + 2 brightness levels (DL4 only)
- + snap-on contact plate





DermLite DL3N
and Nikon 1
Beautiful images in a
compact package



DL3N

THE CAPABLE CLASSIC.

DermLite DL3N is one capable dermatoscope, having been the tool of choice of some of the world's leading dermatologists.

Precision-engineered and crafted from recyclable aluminum, it features a 25 mm four-element lens, 28 high-powered LEDs and PigmentBoost™ illumination designed to see pigmented lesions better than ever before. For optimum ease of use, a tap on its power button instantly toggles between polarization modes, while a secondary

button activates PigmentBoost. The convenient DL3N retractable faceplate spacer design and focusing mechanism enables you to quickly switch between non-contact & contact modalities and lets you precisely focus your image while in skin contact. The spacer comes with a glass faceplate with 10 mm markings and, due to its fully enclosed design, contaminants as well as undesirable ambient lighting no longer affect your image. To reduce reflections and greatly improve





the contrast of the image, an optional eyepiece is included. With the DermLite DL3N, it's easy to create your very own digital dermoscopy system by attaching one of many compatible cameras or camera-equipped mobile devices. Simply attach your digital camera, smartphone or iPad, extend the spacer, and start taking sharp, glare-free images quickly and easily. This state-of-the-art device will let you know when it's time to recharge

its long-lasting lithium battery: Once the charge level drops below 25%, the "3" on the top of device changes from green to orange. DermLite DL3N packs the unique advantages of both polarized and non-polarized dermoscopy with or without immersion fluids, improved vascular imaging, superior pigment visualization with PigmentBoost, great optics, solid durability, refined ergonomics and amazing versatility into a beautifully elegant design.

- + Polarized & non-polarized
- + Contact & non-contact dermoscopy
- + Superb 25 mm 10x lens
- + PigmentBoost
- + Smartphone compatible (via optional magnetic adapters)
- + Contact plate with 10 mm reticle (non-removable)
- + Includes desktop charger

 **DL200**



The DermLite DL200, in its beautifully ergonomic, easy-to-disinfect body, integrates DermLite's patented polarization system for the clearest views deep into the lesion, amazing 25 mm 10x optics, our curated color spectrum that highlights critical lesion structures, and super-fast changes between contact & non-contact dermoscopy.

DL200 comes with a snap-on glass contact plate which avoids compromising the appearance of vascular structures normally associated with glass-slide compression.

Comply with strict hygiene standards when using IceCap® disposable caps. Enjoy hours of run time on a single charge. Connect virtually any smartphone with its integrated Magneti-Connect® smartphone connectivity (adapter required, sold separately).

Choose from either exclusively polarized light in the ultra-bright HR, or both polarized & non-polarized modalities in the Hybrid model, and make the lightweight DL200 your most elegant & capable compact dermatoscope.





DL200 Hybrid combines polarized & non-polarized lighting and is available in silver or gold.

DermLite DL200 HR is permanently cross-polarized, with two brightness levels, and available in black.

- + Compact, highly ergonomic design
- + Go between contact & non-contact with the flick of your finger
- + Extremely long battery life
- + 25 mm proven optics
- + Mobile device-compatible
- + Four-level charge indicator
- + Faceplate with 10 mm reticle





1.4x Lens
Ideal for general use or exams of facial cavities.

6x Lens
Ideally suited for quick skin cancer screening

Protective Cap
Doubles as shirt clip

Spacer
Provides the ideal distance during dermoscopy

USB to USB-C
Charge from any USB port or charger

DermLite GL is a smartphone-compatible polarized light examination device with two magnifications designed for skin lesion screening as well as general examinations.

The sleek, unibody design of DermLite GL, about the size of a large marker, integrates a high-quality 6x lens ideally suited for dermoscopy and a 1.4x general-purpose lens. The unit provides ultra-bright polarized illumination around each lens, enabling enhanced, crystal-clear visualization of pigmented and vascular structures.

GL allows for the capture of incredibly detailed images using virtually any smartphone or iPad. To achieve this, GL is compatible with DermLite Magneticonnect® smartphone adapters which create a magnetic connection with a mobile device at either lens position. An included snap-on spacer may be used to stabilize photography if needed. The versatile DermLite GL is equipped with a large-capacity lithium-ion battery

capable of providing about two hours of continuous operation, noting that the unit shuts off automatically after 3 minutes to preserve battery life. A 4-level charge indicator offers a granular view of battery and charge status at all times.

To protect and carry DermLite GL, a cap with a built-in clip comes with each unit. The cap may be attached on either end and is designed to protect the lenses from dust and pocket lint.

- + Dual magnification for dermoscopy and general examinations
- + Cross-polarized illumination
- + Smartphone-compatible (requires adapter, sold separately)
- + Ultra-bright LEDs
- + Four-level charge indicator
- + Automatic shutoff to save battery life
- + Snap-on spacer to facilitate steady 6x photography
- + Protective cap with built-in shirt clip





THE POCKET ADAPTER FOR YOUR PHONE.

Just slide MCC over your Android or iOS device's main camera and tighten. When you're done, loosen it a little and pull off – quick & easy.

MCC works with DL5, DL4, DL3N, DL200, DL1, GL, Foto X, even DermLite handyscope, and its patented magnetic array safely holds your DermLite, yet won't interfere with your smartphone's electronics. Just like your DermLite dermatoscope, MCC fits in your pocket. Now it's always with you, ready when you are.



Silicone Sleeve
Provides impact protection and a better grip; sold separately



THE ORIGINAL POLARIZED DERMATOSCOPE.

By incorporating eight bright-white LEDs, a superb 10x Hastings Triplet lens and cross-polarization technology second to none, the idea of pocket-size dermoscopy without immersion fluids started with the DL100. A clear and deep view of pigmented and vascular lesions in a split-second, without the mess. While DL100 offers a single cross-polarized mode, Carbon has a second set of linearly polarized LEDs which gives you a contrast-rich, contoured rendition of the skin topography.

- + Simple to use
- + Disposable battery, easy to replace
- + Ergonomic shape
- + Economical



DL100

- + One-button simplicity
- + Always cross-polarized



CARBON

- + Deep tissue visualization with cross-polarized light
- + See surface structures with parallel polarization

dermLite handyscope



THE ULTIMATE IN SMARTPHONE DERMOSCOPY.

DermLite handyscope® stands for the ultimate in mobile device dermatoscopy. A cooperation between DermLite and FotoFinder, we are merging DermLite ease-of-use & versatility with FotoFinder's state-of-the-art analytics and services.

Compatible with virtually any smartphone or tablet right out of the box, this innovative solution allows for DermLite-quality polarized & non-polarized dermoscopy; even clinical shots can be illuminated by its on-board ultra-bright LED.

Attaching Handyscope to your smartphone's or tablet's protective case is easy. Simply clamp the MCC™ adapter over your camera and attach Handyscope; its integrated magnets achieve a secure hold. Or, stick one of three adhesive steel rings to the back of your device, as long as its back is not glass.

Of course, Handyscope is compatible with any existing DermLite Connection Kit or universal smartphone adapter you may already own. Handyscope comes with a removable faceplate allowing both contact & non-contact dermoscopy, letting you capture vascular structures in amazing clarity.

The Handyscope Pro App

Optionally, download FotoFinder's free handyscope pro app for iOS or Android, control the scope wirelessly, and enjoy access to services including AI-pow-



handyscope pro

Download the new app!





Contact & non-contact
dermoscopy

ered risk scoring* or second opinion from renowned experts – right at your fingertips.

To assist your infection control measures, DermLite Handyscope is compatible with IceCap™, disposable covers that snap over the faceplate spacer.

DermLite handyscope has been designed to last hours from a full charge, comes with a four-level battery indicator, and its built-in lithium-ion battery may be recharged from any USB port via the included USB-C to USB cable. Now that you can work for days, when will you start using DermLite handyscope?

Includes convenient
wearable soft case



Ready for use on just about
any smartphone or tablet



- + Polarized & non-polarized
- + Contact & non-contact
- + Works on any phone or tablet
- + Control from handyscope pro app and enjoy access to AI and second opinion services
- + Recharges from any USB jack or charger
- + Includes soft case with lanyard



D DL1



DL1 packs the effective polarized illumination that makes the top-of-the-line DermLite devices so convenient & powerful into a digital dermoscopy solution designed to attach to virtually any smartphone or tablet right out of the box.

Our designers squeezed a superb,

full-size 15 mm lens that's optimized for mobile devices, high-powered LED lighting and a high-performance rechargeable battery into an all-aluminum design about the size of your ring finger. Connect it to virtually any smartphone or tablet via the included magnetic MCC adapter (or one of many device-specific MagnetiConnect® adapters), and

capture images of excellent clarity and sharpness in both polarized and non-polarized modes. One polarized and one non-polarized spacer are included with each unit.

Conveniently, its battery can be recharged using any USB port or charger and, due to its unique lighting angle, it works just as well for general exams as it does for dermoscopy. That's versatility with vision.

- + Cross-polarized and non-polarized
- + Contact & non-contact dermoscopy
- + Works on virtually any phone & tablet right out of the box
- + Glass faceplate with 10 mm reticle
- + Recharges from any USB jack or charger
- + Used without phone, clips to a pocket



DL1 & iPhone



iPad



Panorama lens
With its sizable 40 mm lens and 4x magnification, see a broad area and finer structures.



USB convenience
Compatible with your smartphone charger, your PC or any USB jack; no custom charger needed.

LUMIO S

SCREEN AT THE SWEET SPOT.

Lumio® S opens a new era in skin diagnostics. With its superb 40 mm lens producing 4x magnification, this convenient device hits the sweet spot between large-area, low magnification viewers and the close quarters of a dermoscopic image. In fact, Lumio S lets you see an area that is 4 times larger than what your dermatoscope provides, while showing lesion

structures invisible to the naked eye. Turn on the device and toggle between polarized and non-polarized illumination with the push of a button. Its minimalist design is even more functional than it is sleek. A clean, elegant exterior with only a single USB jack is much easier to keep clean between patients, its ergonomic soft-touch edge



Polarized &
Non-Polarized
Quick-tap to
see the best of
both modalities.

Corning® Gorilla® Glass
Extremely scratch-
resistant and easy to
clean between patients

provides a comfortable, secure grip, and its genuine Corning® Gorilla® Glass top and bottom surfaces are extremely strong and scratch-resistant. And knowing that Lumio S may be charged from any USB power source using the included USB cable, what's keeping you from screening your next patient at the sweet spot?

- + Polarized & non-polarized
- + Large field-of-view
- + See lesion structures
- + Charge via USB



LUMIO 2

Lumio 2 is the next generation in general skin exam illumination. By combining polarized white light, three wavelengths in the UV spectrum, a special Wood mode, and special optical filters in a beautifully slim, quickly rechargeable device, Lumio 2 is the ultimate tool for visualizing various skin conditions.

Its large, 100mm diameter aspheric lens with 2x magnification allows for unrivaled visualization of dermatological structures in excellent optical clarity. Choose from polarized white light or one of three specific wavelengths: 365nm & 385nm in the UV spectrum or 405nm blue light. Or, select its Wood mode, a special blend custom-tailored

SEE THE BIGGER PICTURE,

to resemble the unique illumination of a Wood's lamp. All five modes are available in three brightness levels.

Lumio 2 comes with two magnetic OptiClip™ accessories. While one can be placed in the field of view to aid visualization, the other OptiClip may be stored in the handle. The OptiClip 405nm Long-Pass is ideal for enhancing contrast of fluorescent features. The OptiClip 2.5x boosts magnification.

Lumio 2 integrates a powerful lithium-ion rechargeable battery designed to let you work for hours. Once its four-level charge indicator signals a low battery, recharging is fast and simple using the included USB-C to USB cable.



Erythrasma by Dr K Lyopiris

BEAUTIFULLY REIMAGINED.

- + Aspheric 100mm 2x lens
- + White, 365nm, 385nm, 405nm, Wood modes
- + 3 brightness levels
- + Long-lasting rechargeable battery
- + Ultra-slim aluminum design with rubberized grip
- + 4-level battery indicator
- + OptiClip filter for enhanced fluorescence imaging
- + OptiClip 2.5x magnification boost
- + Protective neoprene pouch



LUMIO

GET THE OVERVIEW.

Lumio is the ideal device for general skin exams where an in-depth, glare-free image of the skin is essential. With its 75 mm lens offering a magnification of 2x, the power of 40 bright-white LEDs (light emitting diodes), and DermLite's unparalleled cross-polarization technology, Lumio is a great tool for a variety of dermatological exams: Vari-

cose veins, pigmented skin lesions, hair follicles and much more. Lumio is powered by four widely available AA batteries that allow for a minimum of 250 exams at 30 seconds each. Model No. LUM is supplied with one Lumio, four AA batteries and one protective neoprene pouch.

- + See more with cross-polarized light
- + Runs on four AA batteries
- + Great screening tool
- + Includes protective neoprene case





LUMIO UV

Lumio UV is the portable incarnation of an AC-powered Woods lamp. Using an annular array of UV LEDs, this battery-powered device is lightweight, easy to carry and comfortable in your hand. Finally, you have a convenient & powerful UV light source wherever you need it, without having to plug it in.

Lumio UV (Model No. LUM-UV) is supplied with four AA batteries and a protective neoprene pouch.





FOTO X



- + Use with virtually any camera, smartphone or tablet
- + Polarized and non-polarized
- + Contact & non-contact dermoscopy
- + Durable aluminum housing
- + Four brightness levels
- + Four-level charge indicator
- + Snap-on faceplate with 10 mm reticle

Snap-On Faceplate

Allows for steady non-contact dermoscopy, enabling imaging of vascular structures without the undesired effects of compression

Foto X is the universal dermoscopy lens that attaches to virtually any digital SLR camera, compact point-and-shoot, mirrorless system camera, or smartphone, and exceeds the performance and capabilities of the original DermLite Foto in most every way.

Housed in a durable CNC-machined aluminum unibody and built around the proven optics from the previous model, Foto X now has both polarized and non-polarized lighting at the push of a button, four brightness levels, and a four-level charge indicator. Perhaps best of all, it has its own on-board lithium-ion power that provides comparable run time as the previous model, rendering the external battery pack obsolete. Using the supplied USB-C cable, Foto X may even be charged during use, allowing infinite operation at any of the three lower brightness levels. The new, extremely durable bayonet spacer design, with its removable snap-on glass faceplate, allows for quick focusing and even steady non-contact dermoscopy with the faceplate removed: Reducing skin contact to outside the periphery of the lesion

Brightness Control

Choose from four brightness levels for the best image



site is an especially useful capability when imaging vascular structures where the slightest topical pressure would conceal vessels and alter overall lesion appearance.

To assist your institution's infection control measures, Foto X is compatible with IceCap®, disposable covers that simply snap over the unit's faceplate spacer.

Foto X may be attached to your camera or smartphone either magnetically (using any of our MagnetiConnect® adapters) or via its standard 37 mm threaded connection, enabling the continued use of any camera adapters that are compatible with the previous-generation DermLite Foto.

DSLR Camera Use

Foto X attaches to any DSLR camera lens via widely available step-down rings, such as 52-37mm. (Note: Your camera lens filter thread diameter is noted on its lens cap.)



Compatibility

Connect Foto X with a wide range of cameras, from entry level point-and-shoots to high-end mirrorless system cameras.



IceCap®

Disposable snap-on infection control

Smartphone Use

Foto X magnetically attaches to our smartphone adapters



FOTO//PRO

Power on board.

Compatible with any Canon or Nikon SLR, the unit's on-board batteries allow you to capture hundreds of images without draining your camera's battery.

Zoom Lock

Consistency is key, especially during studies. A hidden lock feature, accessible using basic tools, prevents any undesired changes in field of view.



Crop how you see fit. With built-in zoom, your field of view can vary depending on lesion size.

GET THE BEST IMAGE.

The all-new Foto[®] II Pro dermoscopy lens has been designed for those who wish to capture the highest-quality dermoscopic images using any 2/3 frame or full-frame Canon or Nikon DSLR.

Featuring polarized and non-polarized illumination, a 6-element lens design for superior resolution, zoom, camera-controlled automatic polarization change, Foto II Pro is the go-to device for situations where only the best dermoscopic image quality will suffice.

Just like other SLR lenses, Foto II Pro attaches to your camera via Canon's EF/EF-S standard bayonet or Nikon's F-Mount connection, and an adapter for



each camera brand is included.

Activate the unit by simply pushing the power button, and a ring of bright-white LEDs—powered by two extremely powerful, on-board lithium-polymer batteries—illuminate a field of view that can range from as small as 9 mm for typical lesions to 20 mm in diameter (image frame height) for larger sites, depending on the camera used. Tap the button to toggle between polarized and non-polarized modes or simply attach the included flash cable to do this automatically after each image.

Take your dermoscopy to the next level and move up to the all-new Foto II Pro dermoscopy lens.

Foto II Pro (Model No. DLF2P) is supplied with a charger, flash cable, and Nikon F-Mount & Canon EF/EF-S adapter rings with protective cap.

Magnetic Spacer

Easy to remove, easy to clean. Plus, fine-focusing is built in.



Automatic

Polarization Change >

Connect the flash cable and take a polarized and non-polarized view of each lesion—without taking your hands off your camera.



Camera not included



DL5



DL4



DL4W



DL3N



DL200 HYBRID

	DL5	DL4	DL4W	DL3N	DL200 HYBRID
POLARIZATION	XP•••NP•••PP (VARIABLE)	XP/NP	XP/NP	XP/NP	XP/NP
OPTICS	32MM 10X	30MM 10X	30MM 10X	25MM 10X	25MM 10X
LEDS	WHITE/PB+/UV/T	WHITE/PB+	WHITE/PB	WHITE/PB	WHITE
BRIGHTNESS LEVELS	9	2	1	2	1
BATTERY	3000MAH LI-ION	1400MAH LI-ION	1400MAH LI-ION	1250MAH LI-ION	1800MAH LI-ION
RUN TIME	*****	***	**	***	*****
SMARTPHONE-COMPATIBLE	VIA INCLUDED ADAPTER	VIA OPTIONAL ADAPTER	VIA OPTIONAL ADAPTER	VIA OPTIONAL ADAPTER	VIA OPTIONAL ADAPTER
CONTACT PLATE	BAYONET STYLE 10MM RETICLE INCL. ICECAP	SNAP-ON STYLE 10MM RETICLE INCL. ICECAP	SNAP-ON STYLE 10MM RETICLE INCL. ICECAP	FIXED 10MM RETICLE	SNAP-ON STYLE 10MM RETICLE INCL. ICECAP
INCLUDED ACCESSORIES	CHARGING BASE PHONE ADAPTER EYEPIECE MAGNETIC RULER LEATHER POUCH BELT CASE 2M USB-C CABLE ICECAP	LEATHER POUCH SILICONE SLEEVE USB CABLE ICECAP	LEATHER POUCH SILICONE SLEEVE USB CABLE ICECAP	DESKTOP CHARGER LEATHER POUCH EYEPIECE LANYARD	USB CABLE SILICONE SLEEVE ICECAP LANYARD



DL200 HR



DL100/CARBON



HANDYSCOPE



DL1



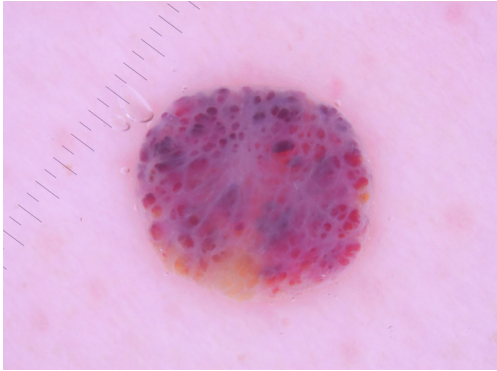
GL



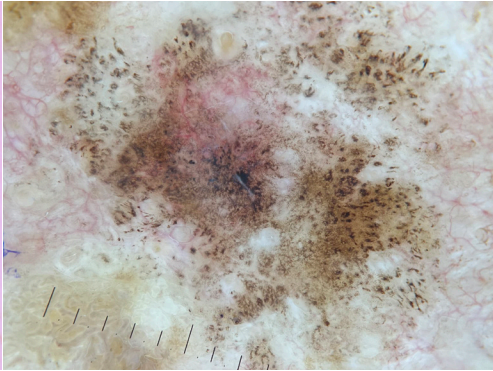
FOTO X

XP	DL100: XP CARBON: XP/PP	XP/NP	DL1: XP/NP BASIC: XP ONLY	XP	XP/NP
25MM 10X	15MM 10X	15MM 10X	15MM 10X	1.4X/6X	30MM 8X
WHITE	WHITE	WHITE/T	WHITE	WHITE	WHITE
2	1	9, VIA APP	1	1	3
1800MAH LI-ION *****	1400MAH LITHIUM ****	670MAH LI-ION **	200MAH LI-ION **	1300MAH LI-ION ****	2X 360MAH LI-ION ***
VIA OPTIONAL ADAPTER	-	VIA INCLUDED ADAPTER	VIA INCLUDED ADAPTER	VIA OPTIONAL ADAPTER	VIA OPTIONAL ADAPTER
SNAP-ON STYLE 10MM RETICLE INCL. ICECAP	NONE	SNAP-ON STYLE 10MM RETICLE INCL. ICECAP	BAYONET STYLE 10MM RETICLE	NONE	SNAP-ON STYLE 10MM RETICLE INCL. ICECAP
USB CABLE SILICONE SLEEVE ICECAP LANYARD	SPACER CARBON: SILICONE SLEEVE	PHONE ADAPTER SOFT CASE ICECAP LANYARD	PHONE ADAPTER USB CABLE	SPACER PROTECTIVE CAP USB CABLE	USB-C CABLE ICECAP
	XP	CROSS-POLARIZED		PB	PIGMENTBOOST (ADDITIVE ORANGE)
	NP	NON-POLARIZED		PB+	PIGMENTBOOST PLUS (ORANGE ONLY)
	PP	PARALLEL-POLARIZED ("LINEAR")		UV	ULTRAVIOLET
	T	TORCH (CLINICAL ILLUMINATION)			

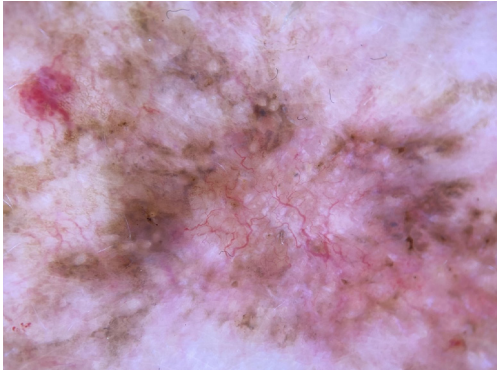
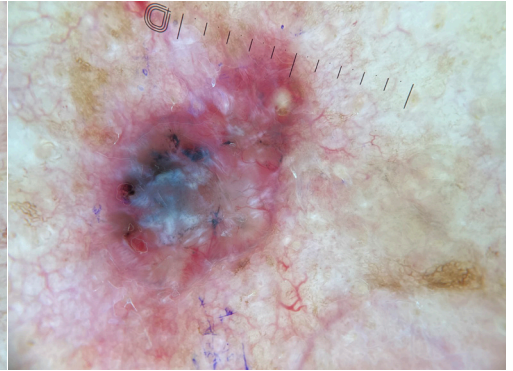
© Ashfaq A. Maghoob MD



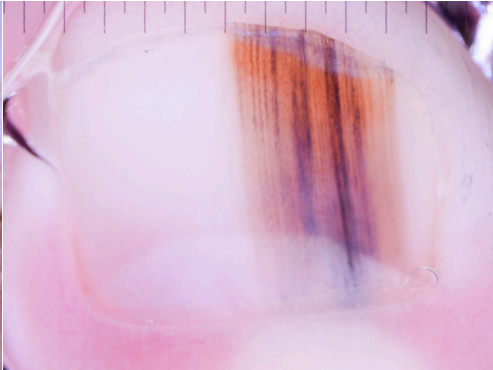
© Trilokraj Tejasvi MD



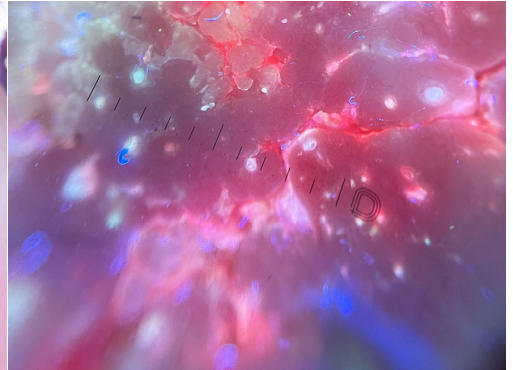
© Ashfaq A. Maghoob MD



© Dr Konstantinos Lyopiris



© Ashfaq A. Maghoob MD



© Dr Pawel Pietkiewicz



Macquarie Medical Systems is DermLite's authorised Australian importer and distributor. We also maintain the warranty and service of all DermLite units purchased from our company as well as globally from any other supplier.

Phone 1800 622 734 Fax +61 2 9692 7965 sales@machealth.com.au | macquariemed.com.au | Specifications subject to change without notice.

©2024 by DermLite LLC. All rights reserved. Printed in the United States | For information about DermLite patents & trademarks, please visit www.derm-lite.com/patents

DermLite LLC | 31521 Rancho Viejo Rd Ste 104 | San Juan Capistrano, CA 92675 | U.S.A. | dermlite.com

iPad and iPhone are reg. trademarks of Apple Inc., registered in the US and other countries. Samsung and Galaxy are registered trademarks of Samsung Electronics Co. Ltd.

Specifications subject to change without notice.